

SUDONG

BRUSHLESS SCREWDRIVER with 2 years warranty

0.01Nm~15Nm



SUDONG

www.sudong.eu

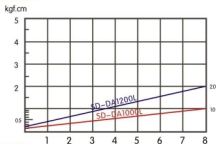
English version

- SD-DA1000L
- SD-DA1200L

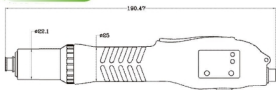


Optionally available

Torque curve



Dimensions



Features

- The world's first variable speed electric screwdriver by free setting from 150(r.p.m.)–1000(r.p.m) with LED speed display and constant torque, which is convenient for a diverse range of precision fastening.
- High-performance low-voltage brushless motor is used and produces no dust, low noise and durability. Maintenance is not necessary, meeting the environmental requirements.
- It is ergonomically designed with small size, light weight, streamline design outer casing and appropriate grip handling.
- The out casing for all kinds of models is made of DuPont anti-static engineering PC material.
- Torque can be adjust as low as 0.1kgf.cm–1.0kgf.cm and 0.15kgf.cm–2.0kgf.cm two models, suitable for high-precision industries, such as mobile phones, watches, optical drivers, IT digital products, etc.

Technical parameters

MODEL	SD-DA1000L	SD-DA1200L	
Input voltage	DC 30V		
Measuring range	(Kgf.cm)	0.1–1.0	0.15–2.0
	(Lbf.in)	0.09–0.87	0.13–1.74
	(N.m)	0.01–0.1	0.015–0.2
Torque accuracy	±3%		
Torque adjustment	Stepless adjustment		
No load speed (r.p.m)±10%	HI	1000	1000
	LO	150	150
Applicable power adapter	SD-30V40W6P		
Rated power (W)	40		
Diameter of screw	Machine screw	1.0–1.5	1.0–2.0
	Teasing screw	1.0–1.4	1.0–1.7
Weight (g)	200		
Applicable screw bit			

Accessories

Applicable Power card



● SD-6P

Spring Balancer



● SD-1

Applicable Power Adapter



● SD-30V40W6P

Torque protective sleeve



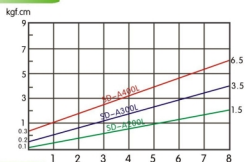
● SD-U1 mini

- SD-A200L
- SD-A300L
- SD-A400L

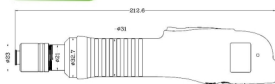


Optionally available

Torque curve



Dimensions



Features

- It is automatic Electric Screwdriver. When the torque is locked, the clutch will automatically trip, the motor power will be automatically off and the electric screwdriver will stop running.
- Brushless aerospace-graded motor is used with long life and durability. Maintenance is not necessary.
- Non-contact switch is used to provide a durable life in which there is no necessity to replace the item often.
- The forward / reverse switch is designed according to ergonomics allowing the one-handed operation.
- Torque adjustment is easy and convenient step-less adjustment by rotating the torque adjustment ring to the left or to the right. Speed can also be adjusted to High (HI) or Low (LO).
- It can be used for laptops, integrated substrates, mobile phones, digital cameras and other products assembly operations.

Technical parameters

MODEL	SD-A200L	SD-A300L	SD-A400L	
Input voltage	DC 30V			
Measuring range	(Kgf cm)	0.1-1.5	0.2-3.5	0.3-6.5
	(lbf.in)	0.87-1.30	0.17-3.04	0.26-5.64
	(N.m)	0.01-0.15	0.02-0.34	0.05-0.69
Torque accuracy	±3%			
Torque adjustment	Stepless adjustment			
No load speed (r.p.m) ±10%	HI	1000	1000	1000
	LO	650	650	650
Applicable power adapter	SD-30V40W3P			
Rated power (W)	40			
Diameter of screw	Machine screw	1.0-1.7	1.2-2.5	1.4-2.6
	Tapping screw	1.0-1.4	1.2-2.0	1.4-2.3
Weight (g)	330			
Applicable screw driver rack	SD-K1			
Applicable screw bit				

Accessories

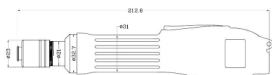


- SD-A0235L
- SD-A0365L
- SD-A1010L
- SD-A2015L
- SD-A3019L

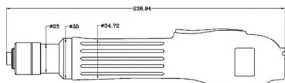


Optionally available

Dimensions



● SD-A0235L



● SD-A3019L

Features

- It is automatic Electric Screwdriver. When the torque is locked, the clutch will automatically trip, the motor power will be automatically off and the electric screwdriver will stop running.
- Brushless aerospace-graded motor is used and produces no dust, low noise and durability. Maintenance is not necessary.
- The forward / reverse switch is designed according to ergonomics allowing the one-handed operation.
- Torque adjustment is easy and convenient step-less adjustment by rotating the torque adjustment ring to the left or to the right. Speed can also be adjusted to High (Hi) or Low (Lo).
- The most economical and durable's best Value models, it is best for general electronics, home appliances, toys and other products assembly operations.
- It can be easily and efficiently operated in the assembly line with its stable torque and long-term working motors.
- Small size, light weight, It is easy to operate for a long time without fatigue and can improve efficiency.

Technical parameters

MODEL	SD-A0235L	SD-A0365L	SD-A1010L	SD-A2015L	SD-A3019L	
Input voltage	DC 30V					
	0.2-3.5	0.3-6.5	1-10	2-15	3-19	
Measuring Range	(Kgf cm)	0.17-3.04	0.26-5.64	0.87-8.7	1.74-13.02	2.60-16.49
	(Lbf in)	0.02-0.34	0.05-0.69	0.1-1	0.19-1.47	0.29-1.86
	(N.m)					
Torque accuracy	±3%					
Torque adjustment	Stepless adjustment					
No load speed (r.p.m.±10%)	HI	1000	1000	1000	1000	1000
	LO	650	650	650	650	650
Applicable power adapter	SD-30V40W3P					
Rated power (W)	40					
Diameter of screw	Reverse screw	1.2-2.5	1.4-2.6	1.4-3.0	1.6-3.0	2.3-3.5
	Turning screw	1.2-2.0	1.4-2.3	1.4-2.6	1.6-2.6	2.0-3.0
Weight (g)	330		500			
Applicable screw driver rack	SD-K1		SD-K2			
Applicable screw bit						

Accessories

Applicable Power Adapter



● SD-30V40W3P

Accessory for suction driver


 ● SD-Q1
● SD-Q2

Electric screwdriver socket


 ● SD-K1
● SD-K2

Spring Balancer



● SD-1

Applicable Power Adapter



● SD-30V40W3P

90° Adapter


 ● SDL-1
● SDL-2

SUDONG



SUDONG

Industrial Electrical Screwdrivers and accessories



+36-30/381-1185



RÉVÉSZ
www.reveszbt.hu

**DISTRIBUTION
and SERVICE:**



Révész Industrial and Trading Ltd.
2600 Vác, Balassagyarmati út 42.
Tel./fax: 27-305-737